




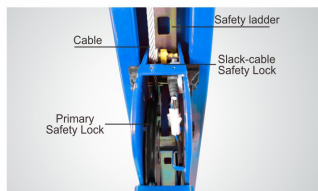
▲ Electric control device with UP, LOCK and DOWN buttons.



▲ Oil-water separator and solenoid air valve are installed on the power side column.




▲ High quality hydraulic cylinder utilizes imported oil seals.




▲ Double safety locks provide additional safety.



▲ Non-slip diamond platforms come as standard.



▲ Stepless adjustable width between platforms.



▲ Optional Turnplate. Each alignment lift need two units. Kits No.40101
Only available on 409A\412A\412AX



▲ Optional Rolling Jacks
J6H: manual hydraulic type 2,800KG.
J6A: pneumatic hydraulic type 2,800KG.

ELECTRIC CONTROL FOUR POST LIFT 409 409A MODEL 412 412A 412AX

PEAK
World-class lifts



PEAK's range of four-post electric control lifts, with capacities ranging from 4,000 to 5,500KG, is designed in accordance with rigorous commercial standards and is certified by CE. The robust construction incorporates several advanced features, including a dual safety lock system and stepless adjustable platforms. These deliver ultimate operational safety, stability and adaptability for optimal performance in servicing various vehicles, from compact cars to full-size pick-ups.





GENERAL SERVICE FOUR POST LIFT

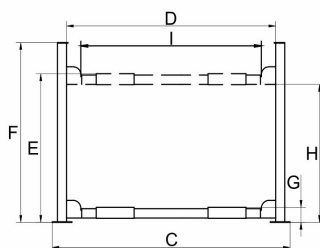
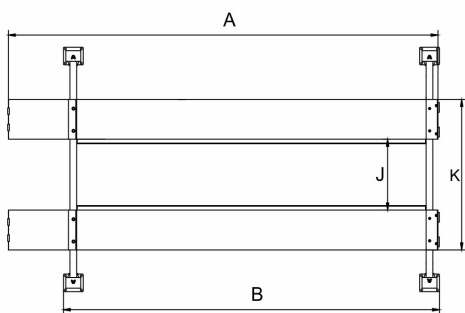


ALIGNMENT FOUR POST LIFT

MODEL 409 412

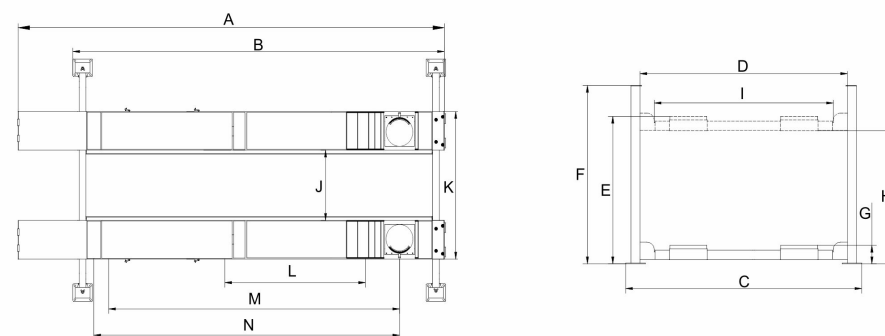
FEATURES

- 24V electrical control operation system.
- High quality hydraulic cylinder design and manufactured at high standard.
- Mechanical self-locking and air-release safety lock system.
- Dual safety devices mechanism: both primary safety locks and cable-slack protection system.
- Non-skid diamond platforms.
- Stepless adjustable width between platforms.



409 412

MODEL 409A 412A 412AX



409A 412A 412AX

SPECIFICATIONS

			A	B	C	D	E	F	G	H	I	J	K	L	M	N				
Model	Lifting Capacity	Lifting Time	Overall Length (Inch/Ramps)	Outside edge of crossbeams	Overall Width	Width Between Posts	Max. Lifting Height	Max. Lock Height to top of runway	Overall Height	Minimum Height	Max. Underneath Height	Max. Lock Underneath Height	Drum-Turn Clearance	Width Between Runways	Outside Edge of Runways	Min. Wheel Flange	Max. Four Wheel Flange	Max. Two Wheel Flange	Gross Weight	Motor Power
409	4.0 T (9,000lbs)	45S	5512mm (217")	4600mm (181 1/8")	3208mm (126 1/4")	2852mm (112 1/4")	1870mm (73 5/8")	1800mm (70 7/8")	2185mm (86")	170mm (6 5/8")	1730mm (68 1/8")	1690mm (66 3/8")	2498mm (98 3/8")	1100mm(43 1/4") Min:85mm(3 3/8") Max:1300mm(51 1/8")	2116mm (83 1/4") Min:110mm(4 3/8") Max:2316mm (91 1/8")	/	/	/	921KG (2,030lbs)	3.0HP
409A	4.0 T (9,000lbs)	45S	5512mm (217")	4600mm (181 1/8")	3208mm (126 1/4")	2852mm (112 1/4")	1920mm (75 5/8")	1850mm (72 7/8")	2185mm (86")	220mm (8 5/8")	1730mm (68 1/8")	1690mm (66 3/8")	2498mm (98 3/8")	1100mm(43 1/4") Min:85mm(3 3/8") Max:1300mm(51 1/8")	2116mm (83 1/4") Min:110mm(4 3/8") Max:2316mm (91 1/8")	2000mm (78 3/4")	3460mm (136 3/4")	3600mm (141 3/4")	1149KG (2,533lbs)	3.0HP
412	5.5 T (12,000lbs)	63S	6092mm (239 13/16")	5180mm (203 15/16")	3208mm (126 1/4")	2852mm (112 1/4")	1870mm (73 5/8")	1800mm (70 7/8")	2185mm (86")	170mm (6 5/8")	1730mm (68 1/8")	1690mm (66 3/8")	2498mm (98 3/8")	1100mm(43 1/4") Min:1000mm(43 3/8") Max:1300mm(51 1/8")	2116mm (83 1/4") Min:2016mm(79 3/8") Max:2316mm (91 1/8")	/	/	/	1276KG (2,813lbs)	3.0HP
412A	5.5 T (12,000lbs)	63S	6092mm (239 13/16")	5180mm (203 15/16")	3208mm (126 1/4")	2852mm (112 1/4")	1920mm (75 5/8")	1850mm (72 7/8")	2185mm (86")	220mm (8 5/8")	1730mm (68 1/8")	1690mm (66 3/8")	2498mm (98 3/8")	1100mm(43 1/4") Min:1000mm(43 3/8") Max:1300mm(51 1/8")	2116mm (83 1/4") Min:2016mm(79 3/8") Max:2316mm (91 1/8")	2080mm (81 7/8")	4080mm (160 5/8")	4230mm (166 9/16")	1334KG (2,941lbs)	3.0HP
412AX	5.5 T (12,000lbs)	63S	6092mm (239 13/16")	5180mm (203 15/16")	3358mm (132 1/8")	3000mm (118 1/8")	1920mm (75 5/8")	1850mm (72 7/8")	2185mm (86")	220mm (8 5/8")	1730mm (68 1/8")	1690mm (66 3/8")	2549mm (104 1/4")	1100mm(43 1/4") Min:1000mm(43 3/8") Max:1375mm(54 1/8")	2116mm (83 1/4") Min:2016mm(79 3/8") Max:2391mm (94 1/8")	2080mm (81 7/8")	4080mm (160 5/8")	4230mm (166 9/16")	1338KG (2,950lbs)	3.0HP

The images, technical specifications, and descriptions shown here are subject to change without prior notice. Please contact us for the latest information if necessary.