






▲ Electric control device with UP, LOCK and DOWN buttons.



▲ Oil-water separator and solenoid air valve are installed on the power side column.




▲ High quality hydraulic cylinder utilizes imported oil seals.



▲ Double safety locks provide additional safety.



▲ Non-slip diamond platforms come as standard.



▲ Width between platforms offers two options to fit various vehicles



▲ Optional Air line kits All peak four post lifts are designed to use the air line kits for rolling jack.
Kits No.:40106



▲ Optional Rolling Jacks
RJ-20A: pneumatic hydraulic type 9000Kg.

SUPER DUTY GENERAL SERVICE FOUR POST LIFT

MODEL **430 430E**
440 440E

PEAK
World-class lifts

Engineered for the toughest industrial demands, the PEAK Super Duty Series redefines super-duty performance with 13,500kg and 18,500kg lifting capacities. Designed to effortlessly handle construction, municipal, and commercial mega-vehicles, this powerhouse delivers unshakable stability, brute strength, and precision control—setting the new benchmark for super-load lifting.



PEAK CORPORATION
<http://www.peaklift.cn>



No.3 Luomu Road, Muyuan, Shishan Town, Nanhai District, Foshan (528225), China
Tel:86-757-81102815 Fax:86-757-81102809



MODEL 430 430E

FEATURES

- Special super-duty design for large commercial vehicles ;
- 24V safe electrical operation system;
- Standard self-locking mechanical lock and air-drive lock release;
- Primary safety locks and cable-slack protection mechanism come standard;
- Integrated non-skid diamond platforms;
- Width between platforms offers two options to fit various vehicles;
- High quality hydraulic cylinder design and manufactured at high standard;

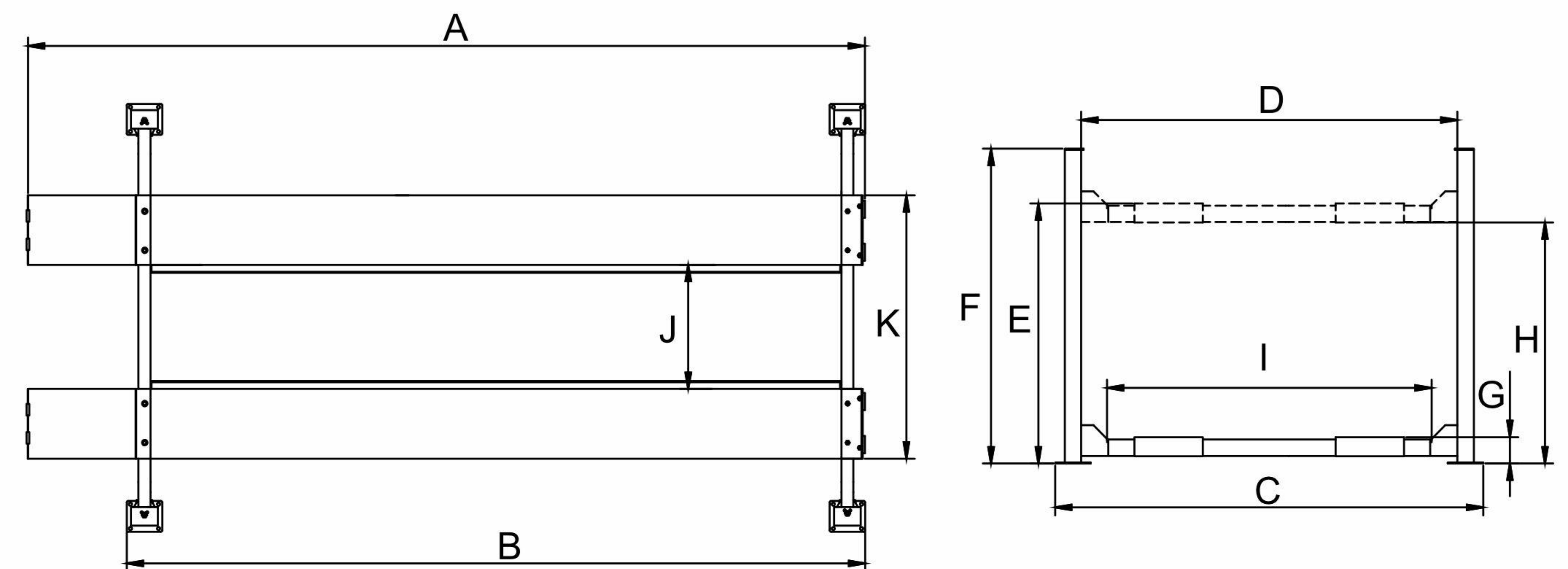
SPECIFICATIONS

Model	Lifting Capacity	Lifting Time	A	B	C	D	E		F	G	H		I	J	K	Gross Weight	Motor Power
			Overall Length (Inc Ramps)	Outside edge of crossbeams	Overall Width	Width Between Posts	Max. Lifting Height	Max. Lock Height to top of runway	Overall Height	Minum Height	Max. Underneath Height	Max. Lock Underneath runway	Drive-Thru Clearance	Width Between Runways	Outside Edge of Runways		
430	13.5T (30,000lbs)	116S	7800mm (307 1/8")	6514mm (256 7/16")	3794mm (149 3/8")	3348mm (131 13/16")	1890mm (74 7/16")	1820mm (71 11/16")	2332mm (91 13/16")	260mm (10 1/4")	1664mm (65 1/2")	1595mm (62 3/4")	2992mm (117 13/16")	1140mm(44 7/8") 1390mm(54 3/4")	2360mm(92 15/16") 2610mm(102 3/4")	2558KG (5,639lbs)	4.0HP
430E	13.5T (30,000lbs)	116S	9300mm (366 1/8")	8014mm (315 1/2")	3794mm (149 3/8")	3348mm (131 13/16")	1890mm (74 7/16")	1820mm (71 11/16")	2332mm (91 13/16")	260mm (10 1/4")	1664mm (65 1/2")	1595mm (62 3/4")	2992mm (117 13/16")	1140mm(44 7/8") 1390mm(54 3/4")	2360mm(92 15/16") 2610mm(102 3/4")	3118KG (6,874lbs)	4.0HP

The images, technical specifications, and descriptions shown here are subject to change without prior notice. Please contact us for the latest information if necessary.



MODEL 440 440E



SPECIFICATIONS

Model	Lifting Capacity	Lifting Time	A	B	C	D	E		F	G	H		I	J	K	Gross Weight	Motor Power
			Overall Length (Inc Ramps)	Outside edge of crossbeams	Overall Width	Width Between Posts	Max. Lifting Height	Max. Lock Height to top of runway	Overall Height	Minum Height	Max. Underneath Height	Max. Lock Underneath runway	Drive-Thru Clearance	Width Between Runways	Outside Edge of Runways		
440	18.0T (40,000lbs)	160S	9300mm (366 1/8")	8014mm (315 1/2")	4100mm (161 7/8")	3654mm (143 13/16")	1890mm (74 7/16")	1820mm (71 11/16")	2332mm (91 13/16")	265mm (10 7/16")	1664mm (65 1/2")	1595mm (62 3/4")	3298mm (129 7/8")	1246mm(49 1/16") 1496mm(58 7/8")	2666mm(104 15/16") 2916mm(114 13/16")	3866KG (8,523lbs)	4.0HP
440E	18.0T (40,000lbs)	160S	10800mm (425 3/16")	9514mm (374 9/16")	4100mm (161 7/8")	3654mm (143 13/16")	1890mm (74 7/16")	1820mm (71 11/16")	2332mm (91 13/16")	265mm (10 7/16")	1664mm (65 1/2")	1595mm (62 3/4")	3298mm (129 7/8")	1246mm(49 1/16") 1496mm(58 7/8")	2666mm(104 15/16") 2916mm(114 13/16")	4349KG (9,588lbs)	4.0HP

The images, technical specifications, and descriptions shown here are subject to change without prior notice. Please contact us for the latest information if necessary.