





▲ Electric control device with UP, LOCK and DOWN buttons.



▲ Oil-water separator and solenoid air valve are installed on the power side column.



▲ Double safety locks provide additional safety.



▲ Stepless adjustable width between platforms.



▲ Non-slip diamond platforms come as standard.



▲ Optional platform extension kits adds an extra 737mm (29") length to the platform. Kits no. 41801 (requires extra adjustable blocks kits 41803 for 418A)



▲ Optional Turnplate. Each alignment lift need two units. Kits No.40101 Only available on 418A



▲ Optional Rolling Jacks RJ-10A: pneumatic hydraulic type 4,500Kg.

ELECTRIC CONTROL FOUR POST LIFT MODEL 418 418A

PEAK
World-class lifts

PEAK 418 series is the premium choice for commercial vehicle maintenance. With a robust 8000KG load capacity, these rugged lifts deliver great performance servicing buses, dump trucks, farm equipment and heavy commercial vehicles. Its stepless adjustable platforms offers versatile accommodation handling general service and wheel alignments.




PEAK CORPORATION
<http://www.peaklift.cn>



No.3 Luomu Road, Muyuan, Shishan Town, Nanhai District, Foshan (528225), China
Tel:86-757-81102815 Fax:86-757-81102809



GENERAL SERVICE FOUR POST LIFT

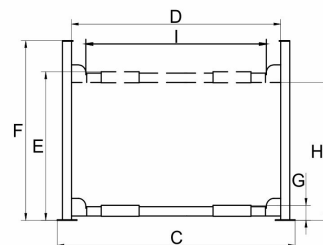
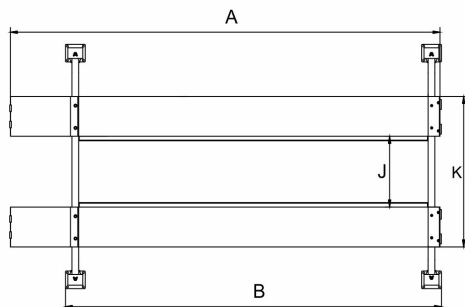


ALIGNMENT FOUR POST LIFT

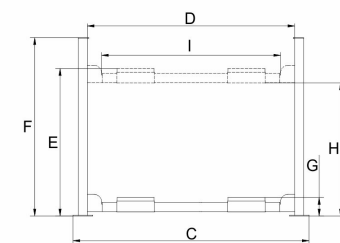
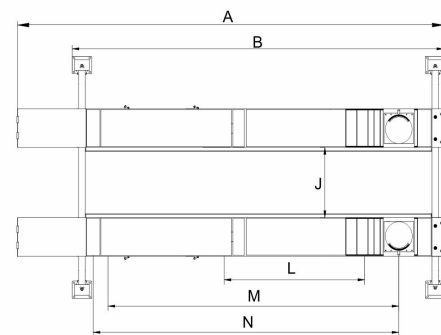
MODEL 418

FEATURES

- 8000kg (18,000 lbs) capacity;
- Electric-air control operation system.
- Mechanical self-lock and air-driven safety release.
- Electrical hydraulic power system, cable-driven.
- Dual safety devices mechanism: both primary safety locks and cable-slack automatic lock system.
- Non-skid diamond platforms.
- Stepless adjustable width between platforms.
- Optional Rolling Jack: RJ-10A 4500kg (10,000lbs) pneumatic pump.



MODEL 418A



SPECIFICATIONS

			A	B	C	D	E	F	G	H	I	J	K	L	M	N				
Model	Lifting Capacity	Lifting Time	Overall Length (Inch Range)	Outside edge of crossbeams	Overall Width	Width Between Posts	Max. Lifting Height	Max. Lock Height to top of runway	Overall Height	Minimum Height	Max. Underarm Height	Max. Underarm Length	Drive-Thru Clearance	Width Between Runways	Outside edge of Runways	Min. Foot Height	Max. Foot Height	Max. Foot Height	Motor Power	
418	8.0T (18,000lbs)	81S	7449mm (293 1/4")	6408mm (252 1/4")	342mm (13 3/8")	3108mm (122 3/8")	1922mm (75 11/16")	1830mm (72")	2189mm (86 1/4")	185mm (7 3/16")	1750mm (68")	1690mm (66 5/8")	2750mm (108 1/4")	1302mm(51 1/4") Min.85mm(3 3/8") Max.1468mm(57 13/16")	2418mm (95 1/4") Min.1201mm(47 1/4") Max.2584mm (101 3/4")	/	/	/	1590KG (3,519lbs)	3.0HP
418A	8.0T (18,000lbs)	81S	7436mm (292 3/4")	6408mm (252 1/4")	3482mm (137 1/16")	3108mm (122 3/8")	1972mm (77 5/8")	1880mm (74")	2189mm (86 1/4")	232mm (9 1/8")	1750mm (68")	1660mm (65 3/8")	2750mm (108 1/4")	1302mm(51 1/4") Min.85mm(3 3/8") Max.1468mm(57 13/16")	2418mm (95 1/4") Min.1201mm(47 1/4") Max.2584mm (101 3/4")	2530mm (99 5/8")	4640mm (182 11/16")	5310mm (209 1/16")	2019KG (4,451lbs)	3.0HP

The images, technical specifications, and descriptions shown here are subject to change without prior notice. Please contact us for the latest information if necessary.